

Inside meter specifications

Voltage	-	230V AC
Current	-	5/16A
Frequency	-	50Hz
LED	-	10.000 pulses/kWh
Accuracy class	-	B
Operating temperature	-	-25°C - +55°C
LCD scroll time	-	5s
Combined Code	-	01

(total energy = forward only)

Auto scroll


1. Current direction



2. Total active energy





3. Value (kWh)



Specifications

	CEE		Schuko	
IP value	44	44	44	44
Height casing	92mm	92mm	92mm	92mm
Width casing	156mm	156mm	156mm	156mm
Depth casing	52,5mm	52,5mm	52,5mm	52,5mm
Cable type	1,5mm2 H07RNF	2,5mm2 H07RNF	1,5mm2 H07RNF	2,5mm2 H07RNF
Cable length	25 & 50cm	25 & 50cm	25 & 50cm	25 & 50cm
Accuracy class	B	B	B	B
Nominal voltage	230V AC	230V AC	230V AC	230V AC
I _{max}	16A	16A	16A	16A
I _b	5A	5A	5A	5A
Protective class	II	II	II	II
International standards	EN50470-3	EN50470-3	EN50470-3	EN50470-3



Visit www.ineprometering.com/download to download the full manual or to view our matching 1 phase 1 module energy meters; the PRO1 series.

Inepro Metering
Pondweg 7

2153 PK Nieuw-Vennep
The Netherlands
T: +31 (0)252 744044

inepro®

