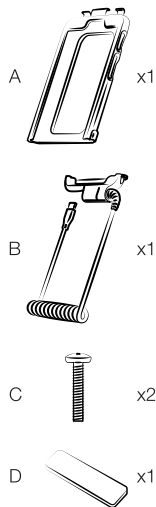
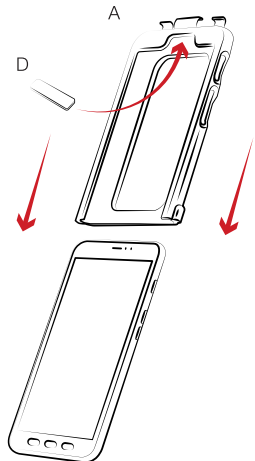


Part Index

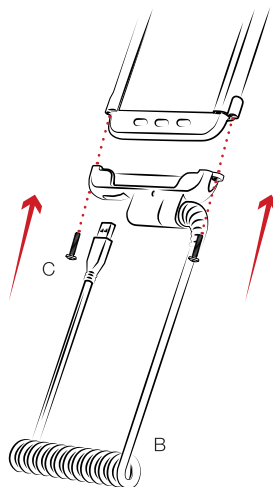
*not to scale



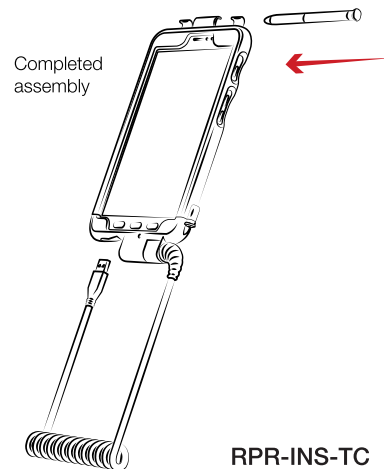
- 1 Insert (D) foam pad into the top inside area of the (A) Top Enclosure and slide over device.



- 2 Connect (B) Bottom Enclosure using the two (C) screws.



- 2 Slide stylus into the top brackets from the side. **Do not snap the stylus into place from the top.**



Safety Precaution

Do not install this product near or over an airbag deployment area or in a location that obstructs the driver's vision or interferes with vehicle operation. National Products, Inc does not assume responsibility or liability for any such personal injury, death or property damage.